

XGA16ACK

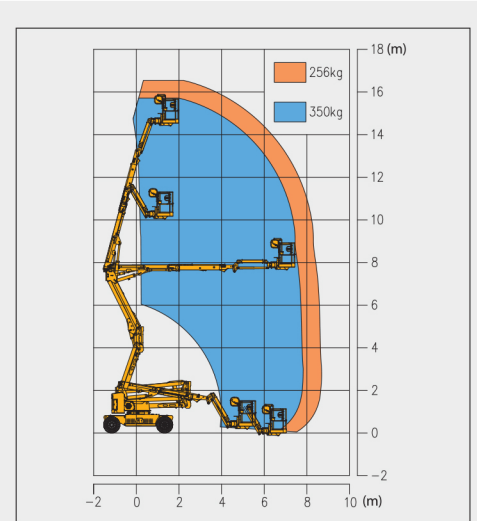
Articulated Boom Lift-Electric

Item	Metric	
Dimension		
Overall dimension - stowed state	Length	6785mm
	Width	2320mm
	Height	2350mm
Overall dimension - transportation	Length	5500mm
	Width	2320mm
	Height	2630mm
Platform dimension	Length	1800mm
	Width	760mm
	Height	1150mm
Wheelbase		2360mm
Fly jib length		1420mm
Min. ground clearance		250mm

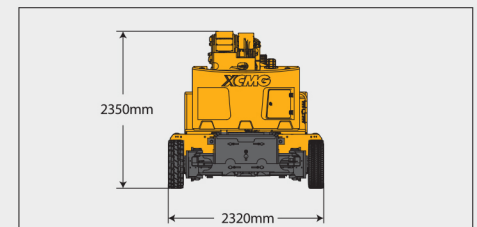
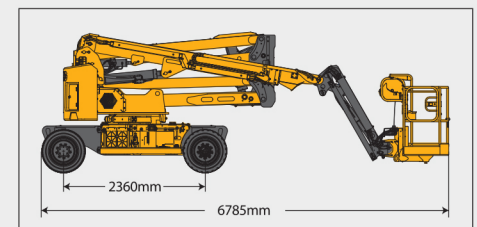
Performance	
Max. working height	16.5m
Max. platform height	14.5m
Max. working range	8.6m
Max. up and over clearance	7.6m
Max. lift capacity	256kg (unlimited)/350kg (limited)
Max. number of occupants	3
Max. working slope	X-5°/ Y-5°
1st boom luffing range	0°~65°
2nd boom luffing range	-11°~75°
Fly jib luffing range	-65°~70°
Turntable rotation	355°
Platform rotation	160°
Total weight	7400kg
Driving speed (stowed)	4.8km/h
Driving speed (raised or extended)	0.6km/h
Min. turning radius (inside/outside)	2400mm/4700mm
Turntable tailswing (stowed)	0mm
Max. gradeability	30% (16.7°)

Power source	Maintenance-free	
	lead acid	Lithium
Control	12V DC proportional control	
Traveling motor	3.3kW/32V	
Emergency power supply	12V/110Ah	
Main power source - battery	48V/400Ah	51.2V/412Ah
Main power source - charger	48V/35A	48V/60A
Hydraulic tank capacity	82L	

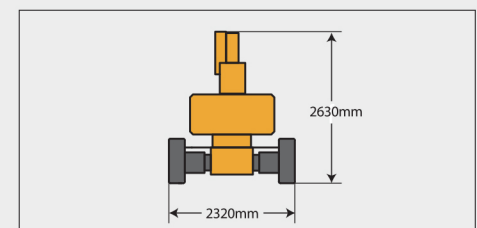
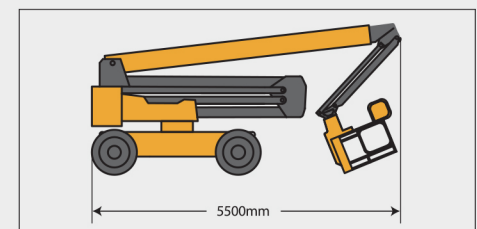
Tire	
Tire size	720mm×220mm
Tire ground pressure	11.16kg/cm ²
Driving wheels	2
Braking wheels	2
Steering wheels	2



Stowed



Trans





SOLID
TO SUCCEED



ARTICULATED BOOM LIFT XGA16ACK

Comply with CE

Standard configuration

- 2-entry platform with full open doors
- 12 V DC auxiliary power
- 2-wheel drive (standard)
- Lowering and moving alarm
- Tilt alarm
- Horn with adjustable volume
- Overload alarm
- Motor overload protection
- Emergency stop of platform and chassis
- Emergency power unit
- 2-wheel braking system
- Self-leveling platform
- Proportional joystick control
- Drive enable
- Full time positive traction drive
- Telematics pre-interface
- Anti-extrusion protection device
- Double-load amplitude control



Working height
16.5 meters



Lift capacity
256/350Kg



Electric
power



Optional configuration

- Platform power supply
- Tool tray
- Working light assembly
- Platform with half-height mesh panel
- Lithium battery 51.2V/412Ah
- Gray environmental solid tires 720mmx220mm



MG PLANT & MACHINERY
EXPORTS & SALES LTD

TEL: 094 92 51209



MG *PLANT & MACHINERY
EXPORTS & SALES LTD*

CALL SALES

094 9251209

087 2466111

087 6685466