

XGA18ACK

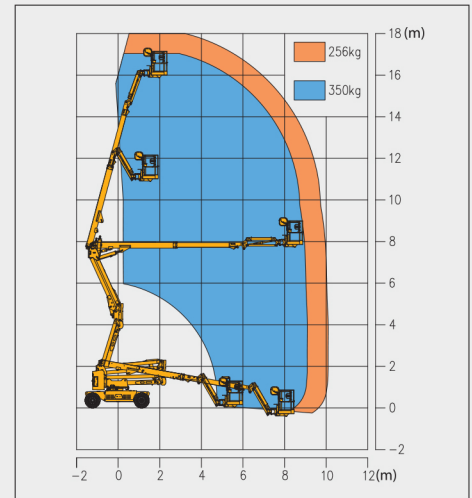
Articulated Boom Lift-Electric

Item	Metric	
Dimension		
Overall dimension - stowed state	Length	7575mm
	Width	2320mm
	Height	2350mm
Overall dimension - transportation	Length	5900mm
	Width	2320mm
	Height	2630mm
Platform dimension	Length	1830mm
	Width	760mm
	Height	1150mm
Wheelbase		2360mm
Fly jib length		1420mm
Min. ground clearance		250mm

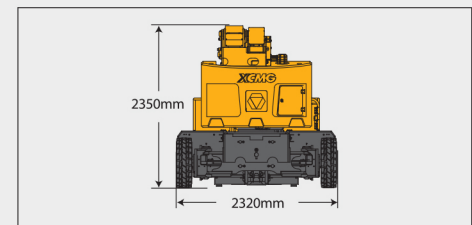
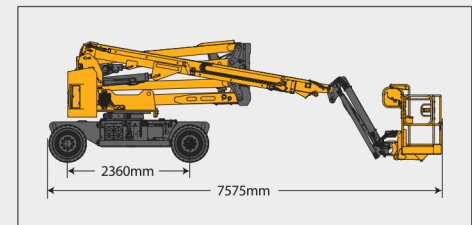
Performance	
Max. working height	18m
Max. platform height	16m
Max. working range	10.1m
Max. up and over clearance	7.6m
Max. lift capacity	256kg (unlimited)/350kg (limited)
Max. number of occupants	3
Max. working slope	X-5°/ Y-5°
1st boom luffing range	0°~65°
2nd boom luffing range	-11°~75°
Fly jib luffing range	-65°~70°
Turntable rotation	355°
Platform rotation	160°
Total weight	8600kg
Driving speed (stowed)	4.8km/h
Driving speed (raised or extended)	0.6km/h
Min. turning radius (inside/outside)	2400mm/4700mm
Turntable tailswing (stowed)	0mm
Max. gradeability	45% (24°)

Power source	Maintenance-free lead acid	Lithium
Control	12V DC proportional control	
Traveling motor	3.3kW/32V	
Emergency power supply	12V/110AH	
Main power source - battery	48V/400Ah	51.2V/412Ah
Main power source - charger	48V/35A	48V/60A
Hydraulic tank capacity	82L	

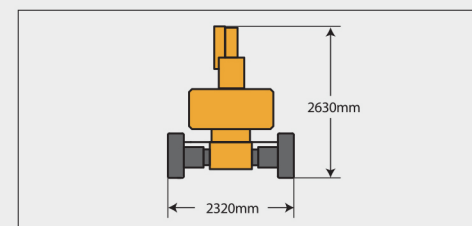
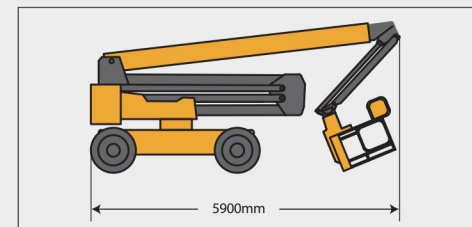
Tire	
Tire size	720mm×220mm
Tire ground pressure	11.16kg/cm ²
Driving wheels	4
Braking wheels	4
Steering wheels	2



Stowed



Trans



ARTICULATED BOOM LIFT XGA18ACK

Comply with CE

Standard configuration

- 2-entry platform with full open doors
- 12 V DC auxiliary power
- 4-wheel drive (standard)
- Lowering and moving alarm
- Tilt alarm
- Horn with adjustable volume
- Overload alarm
- Motor overload protection
- Emergency stop of platform and chassis
- Emergency power unit
- 4-wheel braking system
- Self-leveling platform
- Proportional joystick control
- Drive enable
- Full time positive traction drive
- Telematics pre-interface
- Anti-extrusion protection device
- Double-load amplitude control



Working height
18 meters



Lift capacity
256/350Kg



Electric
power



Optional configuration

- Platform power supply
- Tool tray
- Working light assembly
- Platform with half-height mesh panel
- Lithium Battery 51.2V/412Ah
- Gray environmental solid tires 720mmx220mm





MG *PLANT & MACHINERY
EXPORTS & SALES LTD*

CALL SALES

094 9251209

087 2466111

087 6685466