

# XGA20E



**SOLID TO SUCCEED**

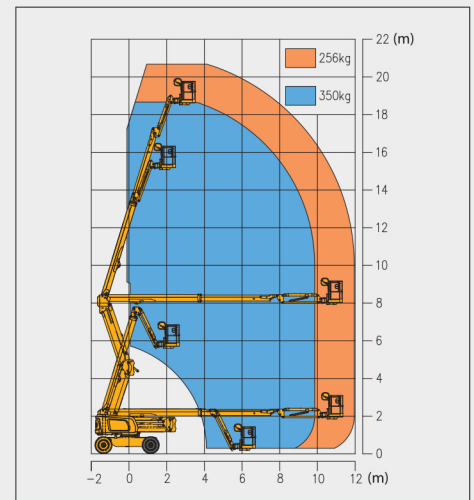
## Articulated Boom Lift-Engine Powered

Item	Metric	
<b>Dimension</b>		
Overall dimension - stowed state	Length	8520mm
	Width	2490mm
	Height	2400mm
Overall dimension - transportation	Length	6260mm
	Width	2490mm
	Height	3000mm
Platform dimension	Length	1830mm
	Width	760mm
	Height	1150mm
Wheelbase		2500mm
Fly jib length		1850mm
Min. ground clearance		330mm

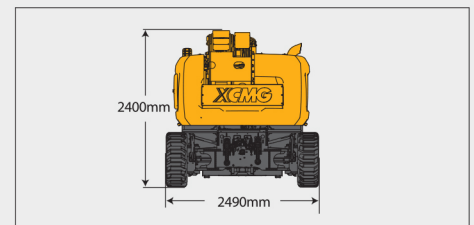
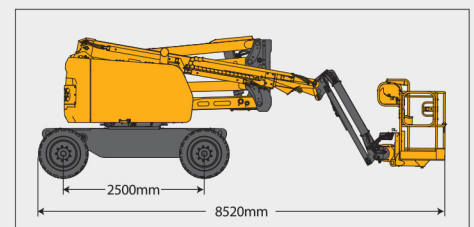
<b>Performance</b>	
Max. working height	20.63m
Max. platform height	18.63m
Max. working range	12.08m
Max. up and over clearance	7.85m
Max. lift capacity	256kg(unlimited)/350kg(limited)
Max. number of occupants	3
Max. working slope	X-3°/ Y-3°
1st boom luffing range	0~72°
2nd boom luffing range	0~73°
Fly jib luffing range	-65~70°
Turntable rotation	360°
Platform rotation	160°
Total weight	9900kg
Driving speed (stowed)	5.5km/h
Driving speed (raised or extended)	0.6km/h
Min. turning radius (inside/outside)	2300/5000mm
Turntable tailswing (stowed)	540mm
Max. gradeability	45% (24°)

<b>Power source</b>	
Control	12V DC proportional control
Emergency power supply	12V/110Ah
Engine model	Kubota V2403
Engine power/rpm	36.8kW(2700r/min)
Max. engine torque	157.4 N·m (1600r/min)
Engine emission standard	EU V
Hydraulic tank capacity	120L
Fuel tank capacity	90L

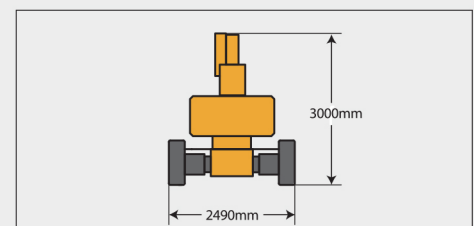
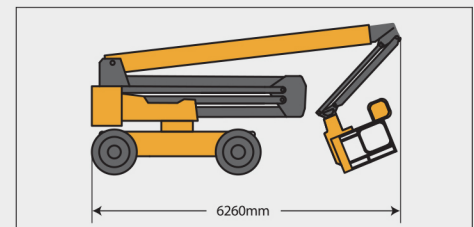
<b>Tire</b>	
Tire size	936mm×360mm
Tire ground pressure	6.54kg/cm <sup>2</sup>
Driving wheels	4
Braking wheels	2
Steering wheels	2



Stowed



Trans



# ARTICULATED BOOM LIFT XGA20E

Comply with CE

## Standard configuration

- 2-entry platform with full open doors
- Cold start components
- Engine air pre-filter kit
- Engine condition monitoring and start protection device
- 4-wheel drive
- Axle oscillation
- Lowering and moving alarm
- Tilt alarm
- Horn with adjustable volume
- Overload alarm
- Emergency stop of platform and chassis
- Emergency power unit
- Axle oscillation pressure detection system
- 4-wheel braking system
- Self-leveling platform
- Proportional joystick control
- Drive enable
- Lockable engine house
- Full speed traveling motor
- Telematics pre-interface
- Anti-extrusion protection device
- Hydraulic oil cooler
- Thumb rocker steering



Working height  
20.63 meters



Lift capacity  
256/350Kg



Diesel  
power



## Optional configuration

- Gray perfusion-type tires 936mm×360mm
- Solid tires 915mm×326mm
- Optional DEUTZ Euro 5 engine
- Platform power supply
- Air pipe to platform
- Tool tray
- Working light assembly
- Fall arrest assembly
- Platform anti-squeeze auxiliary track
- Platform with half-height mesh panel
- Hydraulic generator





**MG** *PLANT & MACHINERY  
EXPORTS & SALES LTD*

**CALL SALES**

**094 9251209**

**087 2466111**

**087 6685466**