

XGS20K

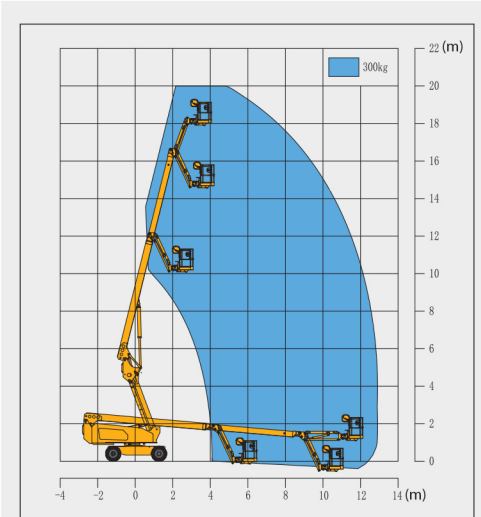
Telescopic Boom Lift-Engine Powered

Item	Metric	
Dimension		
Overall dimension - stowed state	Length	9800mm
	Width	2490mm
	Height	2640mm
Overall dimension - transportation	Length	7400mm
	Width	2490mm
	Height	3000mm
Platform dimension	Length	1830mm
	Width	760mm
	Height	1150mm
Wheelbase	2500mm	
Fly jib length	1850mm	
Min. ground clearance	300mm	

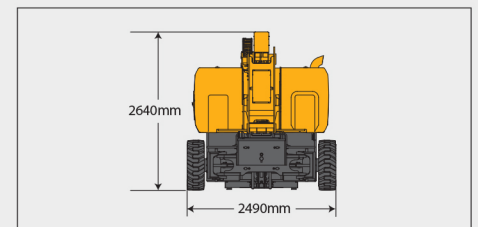
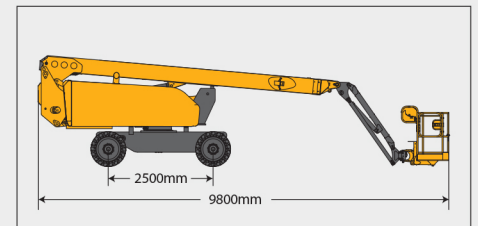
Performance	
Max. working height	20.5m
Max. platform height	18.5m
Max. working range	13.2m
Max. lift capacity	300kg(unlimited)
Max. number of occupants	3
Max. working slope	X-5°/Y-5°
Telescopic boom luffing range	-5 ~ +76°
Fly jib luffing range	-65 ~ +70°
Turntable rotation	360°
Platform rotation	160°
Total weight	8500kg
Driving speed (stowed)	4.8km/h
Driving speed (raised or extended)	0.6km/h
Min. turning radius (inside/outside)	2500mm/5000mm
Turntable tailswing (stowed)	1630mm
Max. gradeability	45% (24°)

Power source	
Control	12V DC proportional control
Emergency power supply	12V/200Ah
Engine model	Kubota V2403
Engine-power/rpm	36.8kW/(2700r/min)
Max. engine torque	157.4N·m
Engine emission standard	EU V
Hydraulic tank capacity	120L
Fuel tank capacity	90L

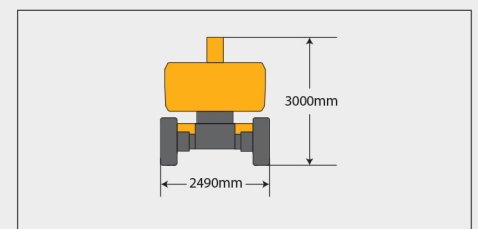
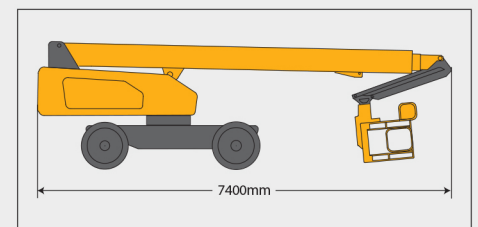
Tire	
Tire size	835mm×295mm
Tire ground pressure	10.19kg/cm ²
Driving wheels	4
Braking wheels	4
Steering wheels	2



Stowed



Trans





SOLID
TO SUCCEED



TELESCOPIC BOOM LIFT XGS20K

Comply with CE

Standard configuration

- 2-entry platform with full open doors
- Cold start components
- Engine air pre-filter kit
- Engine condition monitoring and start protection device
- Axle oscillation
- Lowering and moving alarm
- Tilt alarm
- Overload alarm
- Emergency stop of platform and chassis
- Emergency power unit
- Axle oscillation pressure detection system
- 4-wheel braking system
- Self-leveling platform
- Proportional joystick control
- Drive enable
- Full speed traveling motor
- Telematics pre-interface
- Anti-extrusion protection device
- Thumb rocker steering



Working height
20.5 meters



Lift capacity
300Kg



Diesel
power



Optional configuration

- Optional DEUTZ Euro 5 engine
- Gray perfusion-type tires 842mm×319mm
- Press-fit black solid tires 835mm×290mm
- Platform power supply
- Air pipe to platform
- Tool tray
- Working light assembly
- Fall arrest assembly
- Platform anti-squeeze auxiliary track
- Platform with half-height mesh panel
- Hydraulic generator



MG PLANT & MACHINERY
EXPORTS & SALES LTD

TEL: 094 92 51209



MG PLANT & MACHINERY
EXPORTS & SALES LTD

CALL SALES

094 9251209

087 2466111

087 6685466