

XGS22E

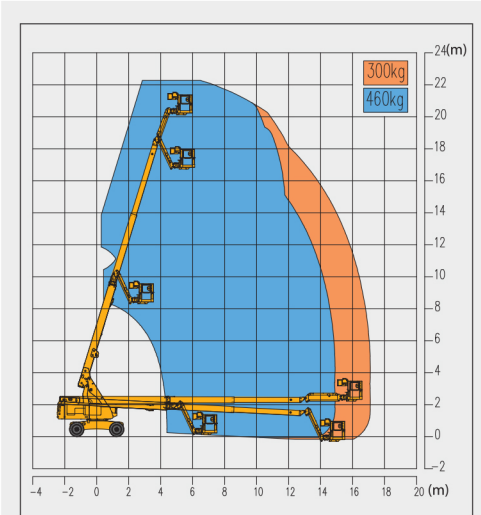
Telescopic Boom Lift-Engine Powered

Item	Metric	
Dimension		
Overall dimension - stowed state	Length	10080mm
	Width	2490mm
	Height	2530mm
Overall dimension - transportation	Length	9500mm
	Width	2490mm
	Height	3000mm
Platform dimension	Length	2440mm
	Width	900mm
	Height	1150mm
Wheelbase	2500mm	
Fly jib length	1850mm	
Min. ground clearance	230mm	

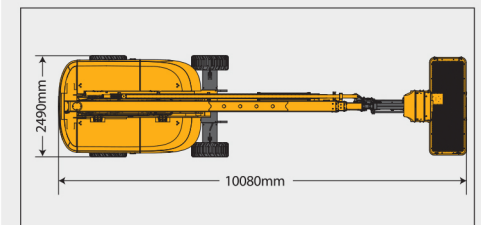
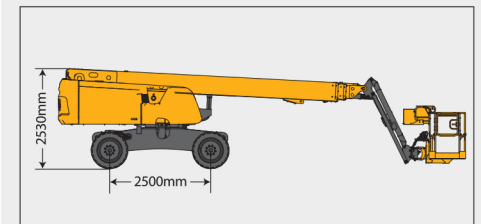
Performance	
Max. working height	22m
Max. platform height	20m
Max. working range	17.2m
Max. lift capacity	300kg (unlimited)/460kg(limited)
Max. number of occupants	3
Max. working slope	X-3° / Y-3°
Telescopic boom luffing range	-3°~ +73°
Fly jib luffing range	-65°~ +70°
Turntable rotation	360°
Platform rotation	160°
Total weight	12460kg
Driving speed (stowed)	6.3km/h
Driving speed (raised or extended)	0.6km/h
Min. turning radius (inside/outside)	3280mm/6000mm
Turntable tailswing (stowed)	1310mm
Max. gradeability	45% (24°)

Power source	
Control	12V DC proportional control
Emergency power supply	12V/200Ah
Engine model	Kubota V2403
Engine-power/rpm	36.8kW/(2700r/min)
Max. engine torque	157.4N·m
Engine emission standard	EU V
Hydraulic tank capacity	120L
Fuel tank capacity	150L

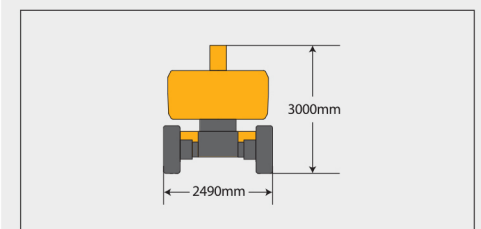
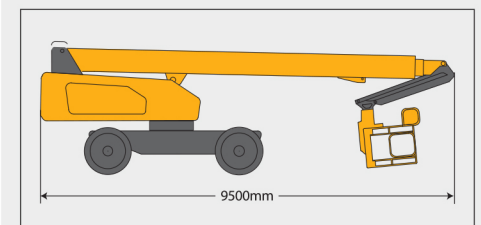
Tire	
Tire size	936mm×355mm
Tire ground pressure	8.86kg/cm ²
Driving wheels	4
Braking wheels	4
Steering wheels	2



Stowed



Trans





SOLID
TO SUCCEED



TELESCOPIC BOOM LIFT XGS22E

Comply with CE

Standard configuration

- 3-entry platform with side revolving door
- Cold start components
- Engine air pre-filter kit
- Engine condition monitoring and start protection device
- Axle oscillation
- Lowering and moving alarm
- Tilt alarm
- Horn with adjustable volume
- Emergency stop of platform and chassis
- Emergency power unit
- Axle oscillation pressure detection system
- 4-wheel braking system
- Self-leveling platform
- Proportional joystick control
- Drive enable
- Lockable engine house
- Full time positive traction drive
- Full speed traveling motor
- Telematics pre-interface
- Anti-extrusion protection device
- Thumb rocker steering



Working height
22 meters



Lift capacity
300/460Kg



Diesel
power



Optional configuration

- Optional DEUTZ Euro 5 engine
- Gray perfusion-type solid tires 936mm×355mm
- Solid tires 915mm×326mm
- Platform power supply
- Air pipe to platform
- Tool tray
- Working light assembly
- Fall arrest assembly
- Platform anti-squeeze auxiliary track
- Platform with half-height mesh panel
- Hydraulic generator



MG PLANT & MACHINERY
EXPORTS & SALES LTD

TEL: 094 92 51209



MG *PLANT & MACHINERY
EXPORTS & SALES LTD*

CALL SALES

094 9251209

087 2466111

087 6685466