

XGS28E1

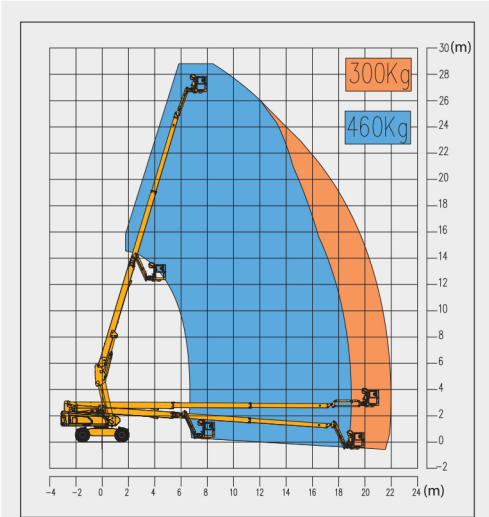
Telescopic Boom Lift-Engine Powered

Item	Metric	
Dimension		
Overall dimension - stowed state	Length	11690mm
	Width	2490mm
	Height	2920mm
Overall dimension - transportation	Length	9550mm
	Width	2490mm
	Height	2930mm
Platform dimension	Length	2400mm
	Width	900mm
	Height	1150mm
Wheelbase		3000mm
Fly jib length		1850mm
Min. ground clearance		320mm

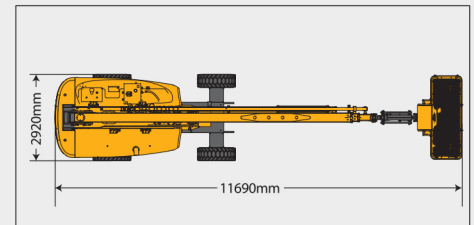
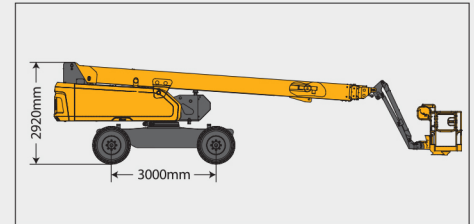
Performance	
Max. working height	28.8m
Max. platform height	26.8m
Max. working range	22m
Max. lift capacity	300kg (unlimited)/460kg(limited)
Max. number of occupants	3
Max. working slope	X-3°/ Y-3°
Telescopic boom luffing range	-4°~ +73°
Fly jib luffing range	-65°~ +70°
Turntable rotation	360°
Platform rotation	160°
Total weight	15900kg
Driving speed (stowed)	6.0km/h
Driving speed (raised or extended)	0.6km/h
Min. turning radius (inside/outside)	3500mm/6200mm
Turntable tailswing (stowed)	1890mm
Max. gradeability	45% (24°)

Power source	
Control	12V DC proportional control
Emergency power supply	12V/200Ah
Engine model	Kubota V2607
Engine-power/rpm	47.3kW/(2400r/min)
Max. engine torque	221.7 N·m
Engine emission standard	EU V
Hydraulic tank capacity	210L
Fuel tank capacity	180L

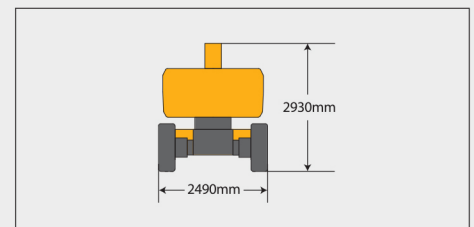
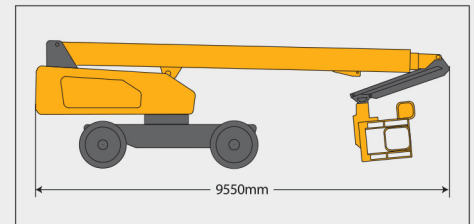
Tire	
Tire size	995mm×380mm
Tire ground pressure	9.39kg/cm ²
Driving wheels	4
Braking wheels	4
Steering wheels	2



Stowed



Trans





SOLID
TO SUCCEED



TELESCOPIC BOOM LIFT

XGS28E1

Comply with CE

Standard configuration

- 3-entry platform with side revolving door
- Cold start components
- Engine air pre-filter kit
- Engine condition monitoring and start protection device
- Axle oscillation
- Lowering and moving alarm
- Tilt alarm
- Horn with adjustable volume
- Emergency stop of platform and chassis
- Emergency power unit
- Axle oscillation pressure detection system
- 4-wheel braking system
- Self-leveling platform
- Proportional joystick control
- Drive enable
- Lockable battery and oil tank mounting case
- Telematics pre-interface
- Anti-extrusion protection device
- Thumb rocker steering



Working height
28.8 meters



Lift capacity
300/460Kg



Diesel
power

Optional configuration

- Optional DEUTZ Euro 5 engine
- Gray perfusion-type solid tires 995mmx380mm
- Platform power supply
- Air pipe to platform
- Tool tray
- Working light assembly
- Fall arrest assembly
- Platform anti-squeeze auxiliary track
- Platform with half-height mesh panel
- Hydraulic generator



MG PLANT & MACHINERY
EXPORTS & SALES LTD

TEL: 094 92 51209



MG *PLANT & MACHINERY
EXPORTS & SALES LTD*

CALL SALES

094 9251209

087 2466111

087 6685466