

XGS40E

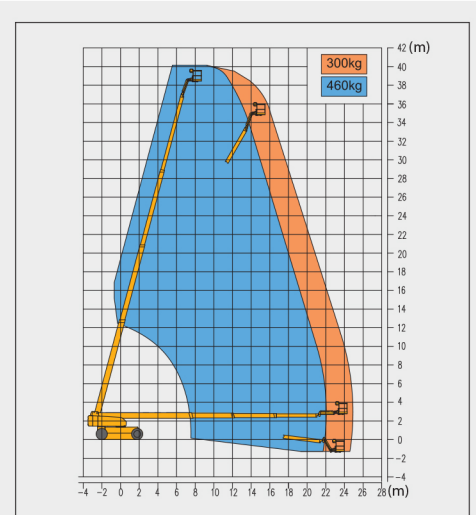
Telescopic Boom Lift-Engine Powered

Item	Metric	
Dimension		
Overall dimension - stowed state	Length	14060mm
	Width	2490mm
	Height	3000 mm
Overall dimension - transportation	Length	12500mm
	Width	2490mm
	Height	3000 mm
Platform dimension	Length	2400mm
	Width	900mm
	Height	1150mm
Wheelbase (axle retracted/axle extended)	3800mm/3800mm	
Overall width (axle retracted/axle extended)	2490mm/3800mm	
Fly jib length	1420mm	
Min. ground clearance	360mm	

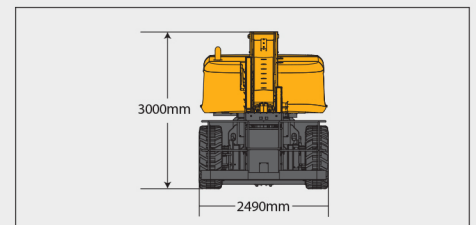
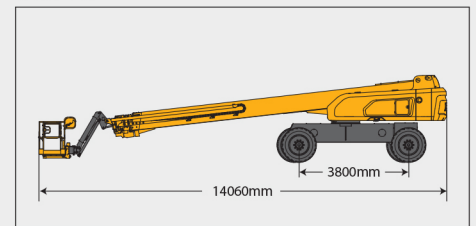
Performance	
Max. working height	40.2m
Max. platform height	38.2m
Max. working range	24.9m
Max. lift capacity	300kg (unlimited)/460kg(limited)
Max. number of occupants	3
Max. working slope	X-3°/ Y-3°
Telescopic boom luffing range	-6.5~+75°
Fly jib luffing range	-60°~+70°
Turntable rotation	360°
Platform rotation	160°
Total weight	21460kg
Driving speed (stowed)	4.5 km/h
Driving speed (raised or extended)	0.5 km/h
Min. turning radius-axle retracted (inside/outside)	7700mm/10800mm(2-wheel) 3300mm/6800mm(4-wheel)
Min. turning radius-axle extended (inside/outside)	3300mm/8200mm(2-wheel) 2400mm/5800mm(4-wheel)
Turntable tailswing (axle retracted/axle extended)	2355mm/1700 mm
Max. gradeability	40% (21°)

Power source	
Control	12V DC proportional control
Emergency power supply	12V/200Ah
Engine model	Kubota V3307
Engine-power/rpm	54.6kW(2200r/min)
Max. engine torque	285N·m
Engine emission standard	EU V
Hydraulic tank capacity	260L
Fuel tank capacity	180L

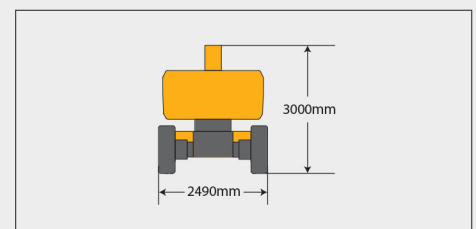
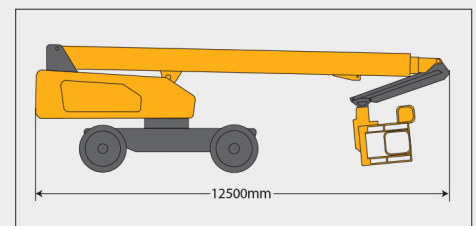
Tire	
Tire size	1159mm×445mm
Tire ground pressure	7.18kg/cm ²
Driving wheels	4
Braking wheels	4
Steering wheels	4



Stowed



Trans





SOLID
TO SUCCEED



TELESCOPIC BOOM LIFT XGS40E

Comply with CE

Standard configuration

- 3-entry platform with side revolving door
- 12 V DC auxiliary power
- Cold start components
- Engine air pre-filter kit
- Engine condition monitoring and start protection device
- Axle oscillation
- Lowering and moving alarm
- Tilt alarm
- Horn with adjustable volume
- Emergency stop of platform and chassis
- Emergency power unit
- Axle oscillation pressure detection system
- 4-wheel braking system
- Self-leveling platform
- Proportional joystick control
- Drive enable
- Lockable engine house
- Full time positive traction drive
- Full speed traveling motor
- Telematics pre-interface
- Anti-extrusion protection device
- Hydraulic oil cooler
- Harsh environment kits
- Thumb rocker steering



Working height
40.2 meters



Lift capacity
300/460Kg



Diesel
power



Optional configuration

- Optional DEUTZ Euro 5 engine
- Gray perfusion-type solid tires 1159mm×445mm
- Hydraulic generator
- Operator anti-crushing protection system
- Platform power supply
- Air pipe to platform
- Tool tray
- Working light assembly
- Fall arrest assembly
- Platform anti-squeeze auxiliary track
- Platform with half-height mesh panel



MG PLANT & MACHINERY
EXPORTS & SALES LTD

TEL: 094 92 51209



MG *PLANT & MACHINERY
EXPORTS & SALES LTD*

CALL SALES

094 9251209

087 2466111

087 6685466